










Flag Procedures

Starting	5 minute (1 HOOT)	Hoist Class Flag	
	4 minute (1 HOOT)	Choose a Preparatory Flag	<div style="display: flex; justify-content: space-around; align-items: center;"> <div style="text-align: center;">  <p>Code Flag P - Preparatory Signal</p> </div> <div style="text-align: center;">  <p>Code Flag I Rule 30.1 is in effect</p> </div> <div style="text-align: center;">  <p>Code Flag Z Rule 30.2 is in effect</p> </div> <div style="text-align: center;">  <p>Code Flag U Rule 30.3 is in effect</p> </div> </div>
	1 minute <u>1 whistle</u>	Lower Preparatory Flag	
	Start (1 HOOT)	Lower Class Flag	<div style="display: flex; justify-content: space-around; align-items: center;"> <div style="text-align: center;">  <p>Boats over the line break out X flag with <u>1 hoot</u>. Lower when all boats are clear <u>or</u> 4 minutes after start time.</p> </div> <div style="text-align: center;">  <p>If you can't identify boats over the line, General Recall Lower 1 minute before 5 minute starting sequence</p> </div> </div>
Finishing	If you are not ready or need to delay the programmed start time		<p>Hoist <u>with the class flag/s underneath with 2 hoots</u>. Lower with 1 hoot, 1 minute before the 5 minute starting sequence</p>
			<div style="display: flex; justify-content: space-around; align-items: center;"> <div style="text-align: center;">  </div> <div> <p>S - Shorten Course - You can shorten a course (finish) at any rounding mark. Display F your boat at right angles to the course from the last mark they rounded about 20 - 5 to write the sail numbers and give a sound signal. If other classes are coming round then you must fly S Flag and the Class Flag/s which you intend to</p> </div> </div>