

SAILING INSTRUCTIONS

JUNE 2011 Edition

Significant changes from the 2009 edition are sidelined.

WHEN MEETING BOATS NOT RACING

The International Regulations for Preventing Collisions at Sea (IRPCAS) apply between a boat sailing under the racing rules and a vessel that is not.

A boat racing or intending to race is required not to obstruct other vessels whether they are under sail or under power. If she fails to comply with this obligation she may be protested and penalised.

High speed sailing dinghies should have due regard for slow moving vessels which may be unable to respond in sufficient time to keep clear.

A boat racing must resist the temptation to take any action which is contrary to the IRPCAS in order to gain tactical advantage; for example passing too close to a non-racing vessel, not making your intention clear and leaving avoiding action too late.

Keelboats are requested to wear an ensign before racing, after racing and immediately on retirement.

CHICHESTER HARBOUR HAZARDS

West Pole Sands (south-west of the harbour entrance) and the Winner Bank are very dangerous in rough weather.

The highest part of the Winner Bank just south of Mid-Winner buoy is hazardous, even at high water, and especially when there is a fast flowing ebb tide and light winds.

SAILING INSTRUCTIONS

1. RULES

- 1.1 Racing will be governed by the *rules* as defined in the Racing Rules of Sailing (RRS). Unless published separately for an event, the notice of race is the Itchenor Sailing Club (ISC) Handbook.
- 1.2 The last sentence of the preamble to Race Signals is changed to 'When a visual signal is displayed over or adjacent to a class flag, the signal applies only to that class.'
- 1.3 In Sunbeam Class races, the Two-Turns Penalty is replaced by a One-Turn Penalty. This amends rule 44.1.
- 1.4 When permitted by rule 87, a boat that wishes to use a sail with a sail number not complying with rule 77 shall, before racing, submit a request in writing to the race committee at the ISC office.
- 1.5 The Exoneration Penalty (with the minimum penalty changed from two to three places) and the Advisory Hearing and RYA Arbitration of the RYA Rules Disputes Procedures will be available. These procedures can be obtained from the ISC office and the RYA web site (www.rya.org.uk/general/rulesdisputes).

2. SAFETY

2.1 Personal Flotation

An adequate personal flotation device shall be worn at all times when afloat by all competitors

- (a) in all dinghy classes
- (b) aged under 18
- (c) sailing keelboats single handed
- (d) when flag Y is displayed in accordance with rule 40. Flag Y may be repeated ashore. This amends the preamble to Part 4.

2.2 Signing Out and Signing In

This rule applies to all boats, except cruiser classes, when any mark of the course is scheduled to be south of Treloar mark and to the Mirror class at all times.

Before racing a boat shall sign out by a member of her crew personally completing the signing out sheet. Immediately on returning ashore a boat shall sign in by a member of her crew personally completing the signing in sheet.

A boat that fails to comply with this rule may be disqualified without a hearing. This amends rule 63.1.

2.3 Safety Instructions from Race Committee

When the race committee considers that a boat, its equipment or crew are not adequate for the existing or anticipated conditions or that a boat or crew member is in difficulty, it may instruct the boat or crew not to launch, or to retire or to sail ashore or to accept outside help. The boat and crew shall comply with such instructions without delay.

3. COMMUNICATIONS WITH COMPETITORS

3.1 Signals made Ashore

Signals made ashore will be displayed on the ISC flagstaff.

3.2 Notices to Competitors

Notices to competitors will be posted on the official notice board by the ISC platform.

3.3 Postponement Ashore

When displayed ashore flag AP (with two sound signals) means races are postponed. When flag AP is removed (with one sound signal) the warning signal will be made not earlier than the time stated in SI 3.4. This amends race signal AP.

3.4 Time Before Warning Signal

When flag AP is removed after a postponement ashore (SI 3.3) or the starting line location (SI 7) or a special course (SI 8.4) is indicated, the warning signal for any race affected will be made not less than the following time later.

<i>Location of starting line</i>	<i>Minutes</i>
Club Line	10
Committee boat inside harbour	40
Committee boat outside harbour	80

3.5 Cancellation of Morning Racing

When flag N over an AM symbol is displayed (with three sound signals), all races scheduled to start before 1300 hours are cancelled.

3.6 Cruiser Classes

The race committee will listen on VHF channel 37. On this channel it will transmit the course (see SI 8.5) and it may transmit other relevant information.

4. CHANGES IN SAILING INSTRUCTIONS

Any changes in the sailing instructions will be posted on the official notice board for at least two hours before the advertised starting time of the race or races concerned and will be indicated by displaying flag L. When the change is to apply for all future races (and not for only one race or one event) flag L will be displayed over the numeral pennant which indicates the latest amendment number, but not after 4 weeks from the time the amendment first applied. This amends race signal L.

5. SCHEDULE OF RACES

5.1 Unless published separately for an event, the schedule of races is as shown in the ISC Handbook.

5.2 When a race is scheduled to start outside the harbour, it may be rescheduled to start 30 minutes earlier inside the harbour.

6. CLASS FLAGS

The class flags will be

Swallow	B	RS 200	Pennant 2	International 14	M
XOD	D	RS 800	Pennant 4	Int 420	420 symbol
Sunbeam	V	Mirror	Pennant 6		
RS K6	K	Cruisers	[as in notice of race]		

7. COMMITTEE BOAT STARTS

The location of a committee boat starting line will be indicated on the ISC flagstaff.

Orange flag over flag W	Between Itchenor and Rookwood marks
Orange flag over flag T	In area of Thorney mark
Orange flag over flag U	Up-harbour in Chichester Lake
Orange flag over flag O	Outside the harbour. The approximate location of the starting line is shown on the official notice board.

8. COURSE

8.1 Extra Course (using SI Appendix A)

When the first code of the course displayed on the committee boat is letter E, SI Appendix A applies and SI 10 does not.

8.2 Standard Course (using SI Appendix B)

A standard course is displayed on the committee boat or, for races starting at the Club Line, at the ISC platform. SI 10 applies except when the first code is letter E. SI Appendix B shows the marks and their code letters, numbers and symbols.

8.3 Time to Display Course

Extra or standard courses (using SI Appendix A or B) shall be displayed no later than the preparatory signal. This amends rule 27.1.

8.4 Special Course

A special course will be posted on the official notice board or, exceptionally, on the committee boat. It will be indicated by code letter Z and, when starting at a committee boat, by displaying second substitute flag on the ISC flagstaff.

8.5 Course for Cruiser Classes

The course to be sailed and the finishing line for cruiser classes will be announced on VHF channel 37 during the 5 minute period before the warning signal and repeated between the warning and starting signals. The marks and their required side will be announced in the order they are to be rounded or passed; for an inflatable mark the approximate compass bearing of the leg to the mark will be given. SI 10 does not apply.

9. MARKS OF THE COURSE

9.1 **ISC Committee Boats** will display an Itchenor Sailing Club burgee.

9.2 **Fixed Marks**

The fixed racing marks and the navigation marks commonly used as racing marks are described and located as shown in the diagrams inside and outside the back cover of these sailing instructions.

9.3 **Inflatable Marks**

ISC inflatable marks are orange pillars or occasionally black pillars when the course is changed in accordance with SI 13.

9.4 **Rounding And Passing Marks**

For the purpose of rule 28.1, all marks of the course are rounding marks except starting and finishing marks, gate marks and those marks referred to in these sailing instructions as marks to be passed.

9.5 **Marks for All Courses: Thorney Channel Beacons**

Boats on whatever course they are sailing, so as not to sail over the sunken piles,

- (a) shall pass on the channel side of the red Pilsey Island beacon marking the end of the piles at the south-east corner of Pilsey Island, and
- (b) shall pass on the channel side of the Thorney port and starboard "goal post" beacons marking the ends of the piles at the entrance to the Thorney Channel.

Each beacon and the piles extending inshore from it ranks as an obstruction.

10. STANDARD COURSES

10.1 **Course to be Sailed**

The course to be sailed and the finishing line will be indicated by displaying the codes for the marks in the order they are to be rounded or passed.

10.2 **Marks to Port or Starboard**

Where SI Appendix B shows the letter (P) or (S) against a mark it shall be rounded to port or starboard respectively. Other marks shall be rounded to port or starboard as indicated by the red or green colour respectively of the code displayed.


10.3 **Inflatable Marks**


The approximate compass bearing of an inflatable mark from the previous mark, or for the first leg from the starting line, will be displayed before the code for the mark.


10.4 **Repeating a Part of the Course**



When the code is two, three or four diamonds, the sequence displayed before the diamonds shall be sailed two, three or four times respectively before proceeding to any marks shown after the diamonds.

10.5 **Spreader Mark and Gate Descriptions**

10.5.1 **Spreader Mark.** When a spreader mark symbol  is shown, round the spreader mark (normally an inflatable mark) on the same side as the preceding mark.

10.5.2 **Middle Gate.** The marks of a middle gate, symbol , are a committee boat and the nearby mark. If the committee boat is not on station, it will be replaced by a mark.

10.5.3 **Outside Gate.** When an outside gate symbol  is shown, boats shall pass outside the middle gate.

10.5.4 **Leeward Gate.** A leeward gate is between two marks at the leeward end of the course. The symbol is  .

10.6 The Finish

The finishing line is indicated by the last code displayed in accordance with SI 10.1.

11. THE START

11.1 Committee Boat Line

The Committee Boat Line is between a staff displaying an orange flag on the committee boat and an outer starting line mark with an orange flag or, when no outer starting line mark is laid, the nearest mark.

11.2 Club Line

The Club Line is a line through the Club flagstaff, the white post on the South shore and the two posts with yellow top marks on the North shore. Boats must pass on the channel side of all these posts.

11.3 Limit Mark

An inner starting limit mark, displaying flag O, may be laid adjacent to the committee boat and, if laid, is a starting mark for the purposes of the preamble to Part 2 Section C and rules 28.2 and 31. Boats shall start between it and the outer starting line mark.

12. BOATS NOT RACING

When sailing in or near a starting area inside the harbour a boat intending to race shall not obstruct vessels under sail or under power which are neither racing nor intending to race.

13. CHANGE OF COURSE AFTER THE START

The race committee may change the course to be sailed after a rounding mark or gate. The signal shall be the display of flag C with repetitive sounds and

- (a) when substantial movements are made of one or more inflatable marks the approximate compass bearing to the next mark will be displayed, or
- (b) when the course is changed the subsequent course will be displayed.

This amends rule 33 and race signal C.

14. SHORTENING OR ABANDONING AFTER THE START

After the starting signal, the race committee may shorten the course or abandon the race for any proper reason. This amends rule 32.1 but not the last sentence of the rule.

15. THE FINISH

15.1 Finishing Lines

15.1.1 **At a Mark.** At a mark, the finishing line is between the mark and a staff displaying an orange flag on a committee boat.

15.1.2 **Club Line.** The Club Line is defined in SI 11.2.

15.1.3 **Gallon Line.** The Gallon Line is a line between the Gallon Line Post (on Cobnor Point - west of Itchenor Fairway buoy) and a staff displaying an orange flag on a committee boat.

15.2 Finishing Procedure

15.2.1 After one boat has finished, a boat still racing in that race will be scored for the race when she next crosses the finishing line. Her place at the finishing line will be adjusted for the number of laps completed.

15.2.2 After one or more boats have finished a race, a race committee boat displaying flag Q may motor from the finishing area in the reverse direction of the course recording boats still racing in order of increasing distance to sail to the finishing line. The first boat

recorded will be placed one more than the last boat to finish before recording began. Each subsequent boat recorded will be placed one more than the previous boat.

16. TIME LIMITS

16.1 Time Limit for First Boat

The time limit for each race is four hours. However if the race area extends beyond the harbour and Hayling and Bracklesham Bays, the time limit is 1800 hours.

16.2 Time Limit for Other Boats

A boat that fails to finish within the time limit in SI 16.1 or within one hour after the first boat that sails the course as required by rule 28.1 and finishes, whichever is later, will be scored Did Not Finish. This amends rules 35 and A4.1.

17. RETIREMENTS, EXONERATION PENALTY AND PROTESTS

17.1 Retirement and Exoneration Penalty

A boat that retires from a race or accepts an exoneration penalty shall inform the race committee as soon as possible and shall sign the declaration sheet accordingly within one hour after the last boat in her race finishes at, or up-harbour of, Peacock mark or within two hours after the last boat in her race finishes elsewhere. The race committee shall extend the time limit if there is good reason to do so.

17.2 Protests

Protests shall be delivered to the ISC office, or if closed to any ISC official, no later than the time limit in SI 17.1. Protests will be heard as soon as possible after delivery.

17.3 Cruiser Classes

SI 17.1 and 17.2 do not apply to cruiser classes. Instead a boat shall notify the race committee on VHF channel 37 or by phone to 01243 512400 as soon as possible

- (a) when she retires or accepts an exoneration penalty, and
- (b) after finishing or retiring when she intends to protest. She shall provide the sail number of the protested boat and receive an acknowledgement.

Protests complying with rule 61.2 shall be submitted to the ISC office within two hours after the last boat in her race finishes. Delivery may be by hand, fax or email. The time and place of the protest hearing will be posted on the ISC notice board.

18. SCORING

18.1 Scoring System

The scoring system will be as specified in the notice of race or, if not specified, the low point system in RRS Appendix A.

18.2 Scoring Boats Not Finishing

When a boat is placed under SI 15.2, her score for that place will apply even if the boat subsequently finishes. This amends rules A3, A4 and A5.

19. ACKNOWLEDGEMENT OF RISK

19.1 A boat is entirely responsible for her own safety, whether afloat or ashore, and nothing, whether in the notice of race or the sailing instructions or anywhere else, reduces this responsibility.

19.2 It is for the boat to decide whether she is fit to sail in the conditions in which she will find herself. By launching or going to sea, the boat confirms that she is fit for these conditions and her crew is competent to sail and compete in them.

19.3 Nothing done by the organisers can reduce the responsibility of the boat nor will it make the organisers responsible for any loss, damage, death or personal injury, however it may have occurred, as a result of the boat having taken part in the racing. The organisers encompass everyone helping to run the race and the event, and include the organising authority, the race committee, the race officer, support boats and beachmasters.

19.4 The provision of support boats does not relieve the boat of her responsibilities.

19.5 The fact that a race committee may conduct inspections of a boat does not reduce the responsibilities set out in this paragraph.

APPENDIX A, EXTRA COURSES

A1 This appendix applies when the first code of the course is letter E.

A2 The course configuration and the order of rounding marks will be as shown in the diagrams on the next page.

A3 The course as drawn may be distorted to fit within the physical limitations of the harbour or to allow better sailing legs.


A4 The course to be sailed will be displayed in the following order:


1. Letter E.


2. Letter indicating the type of course to be sailed, as shown in the corresponding diagram.


3. Numeral indicating the number of rounds to be sailed.

4. In addition, one or more of the following symbols may be displayed:

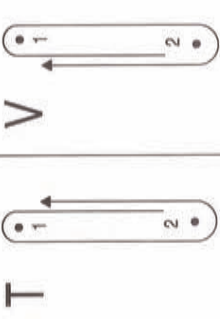
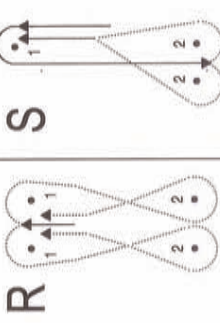
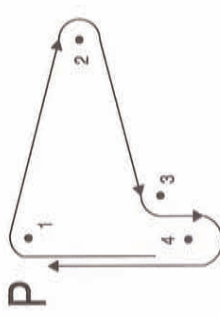
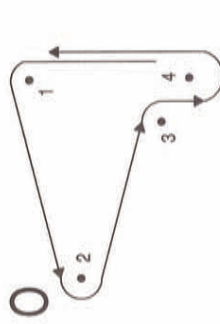
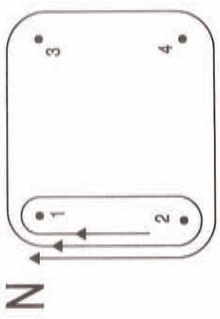
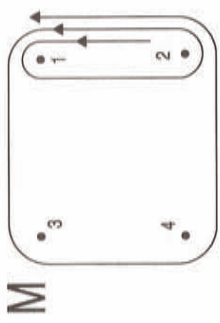
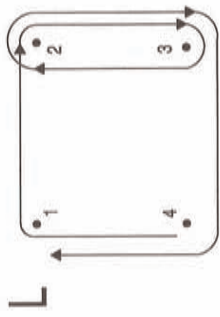
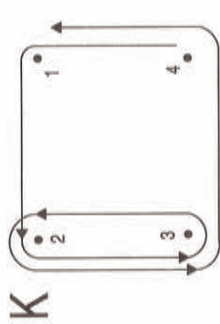
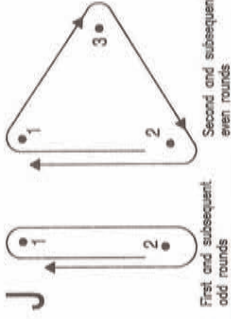
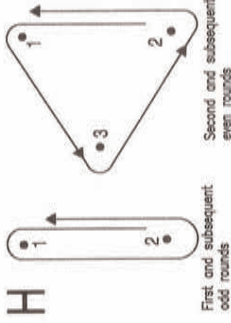
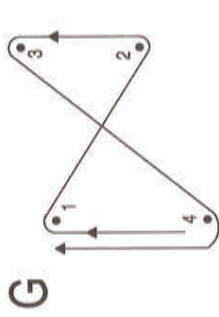
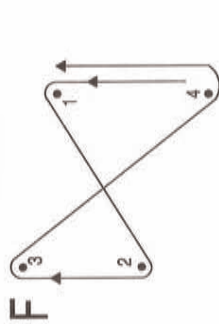
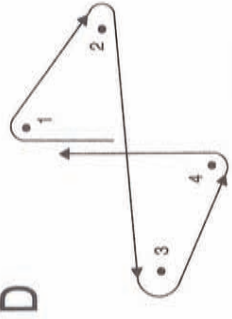
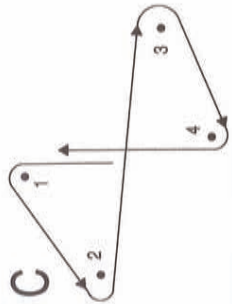
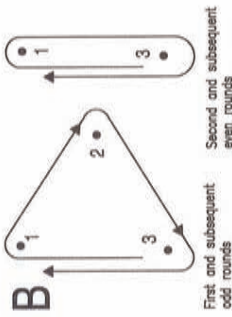
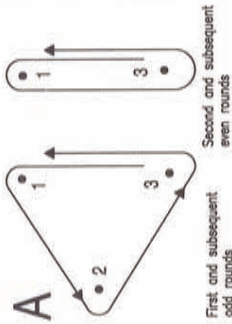
(a) Spreader mark symbol . When this symbol is displayed, a spreader mark adjacent to mark 1 shall be rounded on the same side as mark 1 after rounding mark 1.

(b) Leeward gate symbol . When this symbol is displayed, the leeward mark will be a gate (not a mark as shown in the diagram).

(c) Middle gate symbol . When this symbol is displayed, pass through the gate between the Committee Boat and the nearby mark after rounding the last mark on each round. If the committee boat is not on station, it will be replaced by a mark.

(d) Outside gate symbol . When this symbol is displayed, pass outside the middle gate defined in 4(c) above at all times, unless required to pass through this gate.

A5 The finishing line is between a staff displaying an orange flag on a committee boat and mark 1 of the course (normally the windward mark) after completing the last round of the course.






APPENDIX B, STANDARD COURSES





These letters, numbers and symbols describe the marks for standard courses as SI 10. For inflatable and other unhandred marks a red code indicates the mark shall be rounded to port and a green code to starboard (SI 10.2). All marks are rounding marks except starting and finishing marks, gate marks and marks shown below as marks to be passed.

SI 9.5, Thorney Channel Beacons, applies to all courses.



Inside Harbour & Other Symbols

A	Astra (P)
B	Freddie Brooks (P)
C	Pass through Club Line
D	Deep End (P)
E	Extra course (SI 8.1)
F	Finish at Gallon Line
G	Gardner (P)
H	East Head (P)
J	John's Folly (P)
K	Calvert (S)
L	Lowles (S)
M	Mill Rythe (P)
N	Pass north of Snowhill and Copyhold
P	Cobnor (P)
R	Rookwood (S)
S	Pass south of Copyhold
T	Treloar (P)
W	Wear (P)
Z	Special course (SI 8.4)
Ø	Pivot
	Runway (S)
	Peacock (P)
	John Davis (P)
0	Dunes (S)
1	Marker (S)
2	Channel (S)
3	SW Pilsley (S)
4	Ella Nore (S)
5	Stanbury (S)
6	Star (S)
7	Thorney (S)
8	Park (S)
9	Itchenor (S)






Spreader Marks and Gates

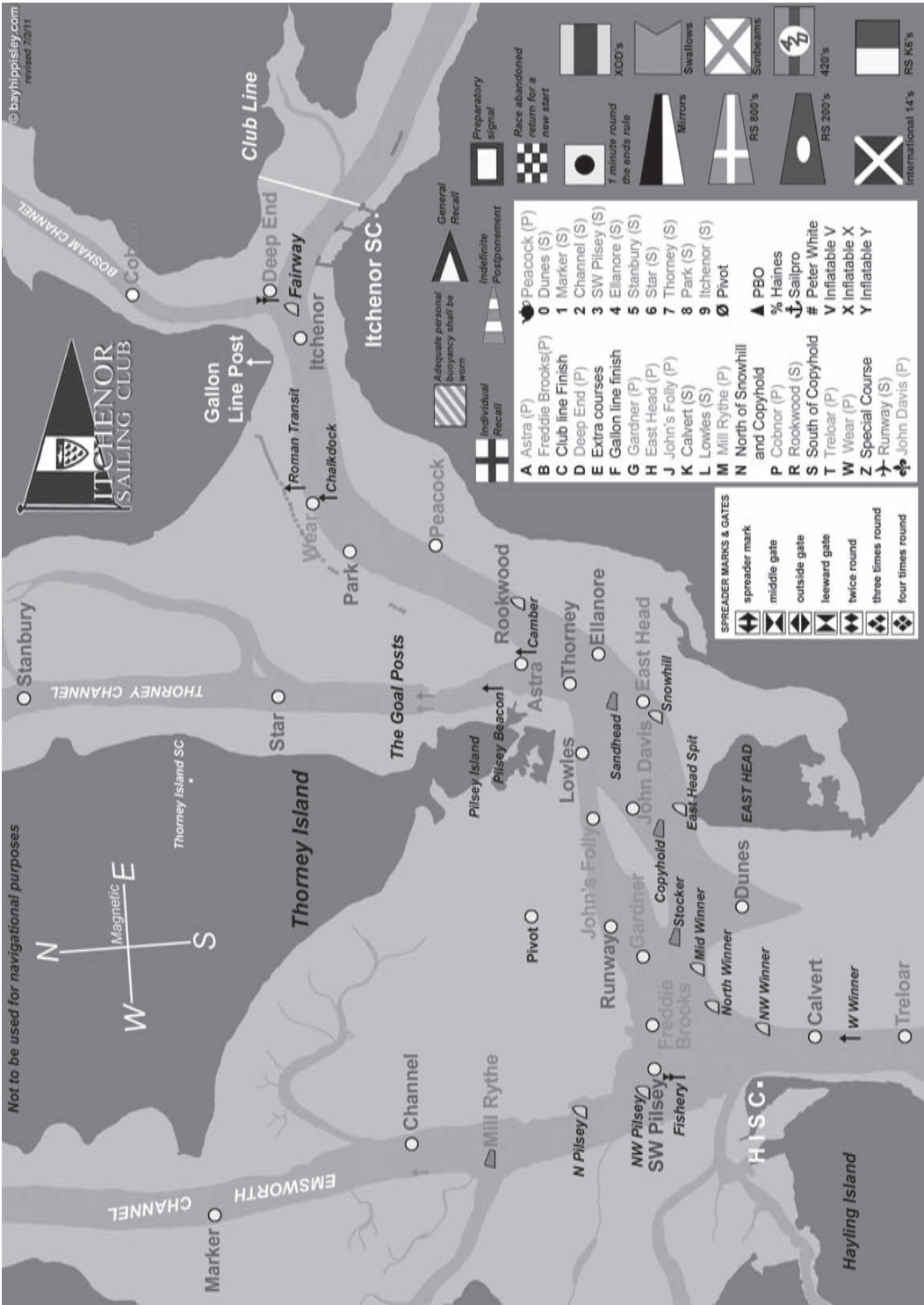
	Spreader mark (SI 10.5.1)
	Middle gate (SI 10.5.2)
	Outside gate (SI 10.5.3)
	Leeward gate (SI 10.5.4)
Diamonds	2, 3 or 4 times round (SI 10.4)

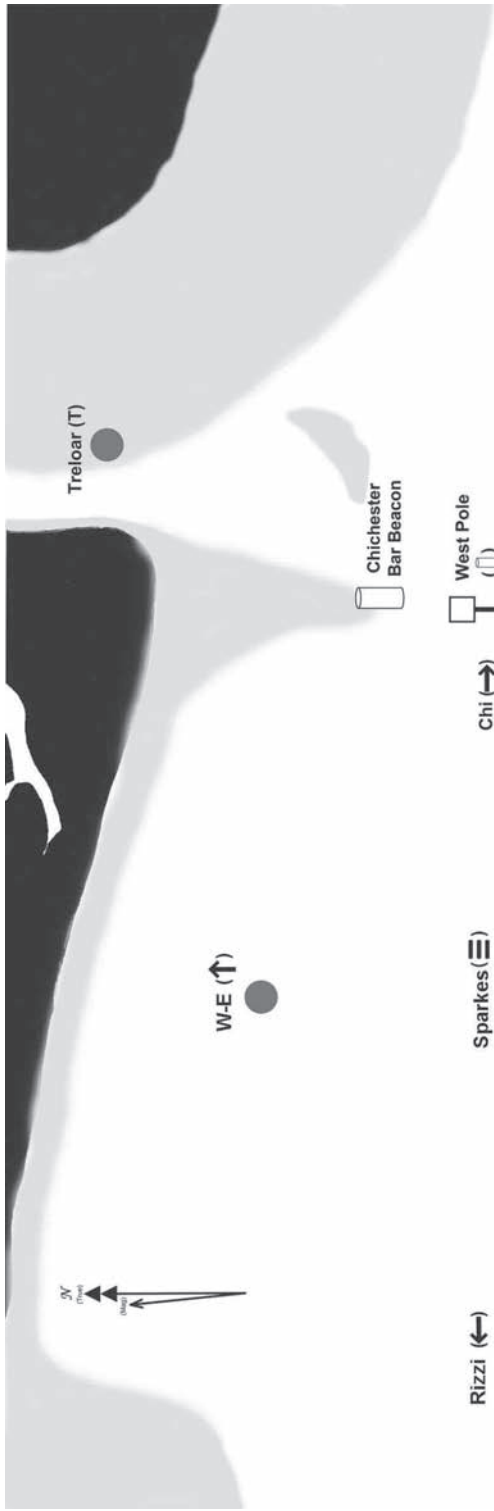
Inflatable Marks

	PBO
%	Haines
	Sailpro
#	Peter White
V	V
X	X
Y	Y

Outside Harbour Marks

	Pass south-east of West Pole
Σ	Bay
	WE
	Chi
	Hard
	Rizzi
	Sparkes
	Nab Tower
	N1
	N7
	Dean Tail
	Horse Tail
	Dean Elbow
	Horse Elbow
£	Winner





● Racing marks (positions approximate)

Not to scale

Not to be used for navigation